



Membership Report June 2026

Open Mandated Seats



- Representatives of/or Formerly Incarcerated People with HIV



Matrix as of Today*		
What is the max number of Planning Council members according to Council Bylaws?	35	(Minimum 15)
The current number of Planning Council members:	26	
Of the total number of Planning Council members, the number of PWH is:	13	50%
Of the total number of Planning Council members, the number of unconflicted/unaligned PWH is:	8	31%
Of the number of Planning Council members, the number with a conflict is:	10	38%
Do at least two members (PWH) of the Planning Council publicly disclose their HIV status?	Yes	

Current Reflectiveness: Race/Ethnicity



Race/Ethnicity	HIV Prevalence in EMA/TGA		Total Members of the PC/PB		Unaffiliated RWHAP Part A Clients on PC/PB	
	Number	Percentage (include % with #)	Number	Percentage (include % with #)	Number	Percentage (include % with #)
White, not Hispanic	4,887	27.78%	5	19.23%	1	12.50%
Black, not Hispanic	6,795	38.63%	14	53.85%	5	62.50%
Hispanic	5,497	31.25%	6	23.08%	2	25.00%
Asian/Pacific Islander	166	0.94%	0	0.00%	0	0.00%
American Indian/Alaska Native	15	0.09%	0	0.00%	0	0.00%
Multi-Race	230	1.31%	1	3.85%	0	0.00%
Other/Not Specified	0	0.00%	0	0.00%	0	0.00%
Total	17590	100%	26	100%	8	100%



Current Reflectiveness: Sex

HIV Prevalence in EMA/TGA		Total Members of the PC/PB		Unaffiliated RWHAP Part A Clients on PC/PB	
Number	Percentage (include % with #)	Number	Percentage (include % with #)	Number	Percentage (include % with #)

Sex	Number	Percentage (include % with #)	Number	Percentage (include % with #)	Number	Percentage (include % with #)
Male	13,268	75.43%	14	53.85%	5	62.50%
Female	4,322	24.57%	12	46.15%	3	37.50%
Total	17590	100%	26	100%	8	100%



Current Reflectiveness: Age

HIV Prevalence in EMA/TGA		Total Members of the PC/PB		Unaffiliated RWHAP Part A Clients on PC/PB	
Number	Percentage (include % with #)	Number	Percentage (include % with #)	Number	Percentage (include % with #)

Age	Number	Percentage (include % with #)	Number	Percentage (include % with #)	Number	Percentage (include % with #)
13-19 years	69	0.39%	0	0.00%	0	0.00%
20-29 years	1364	7.75%	1	3.85%	0	0.00%
30-39 years	3829	21.77%	4	15.38%	0	0.00%
40-49 years	3422	19.45%	10	38.46%	0	0.00%
50-59 years	4042	22.98%	7	26.92%	5	62.50%
60+ years	4864	27.65%	4	15.38%	3	37.50%
Total	17590	100%	26	100%	8	100%

Here's How the Council Can Become More Reflective of the HIV Epidemic



Look to recruit folks that are...

- Unconflicted/unaffiliated RWHAP clients
- **Race:** All
- **Sex:** All
- **Age:** 20-49 unconflicted/unaffiliated RWHAP clients
- **County:** Osceola (not a federal requirement)
- **Mandated Seats:** Representatives of/or Formerly Incarcerated People with HIV

Reminder: The Council is always looking for folks who want to see a change in their community and those with various backgrounds and experiences.

Social Media Insights





Facebook Insights

Since we last met: May 11, 2026 – June 7, 2026





Audience Demographics

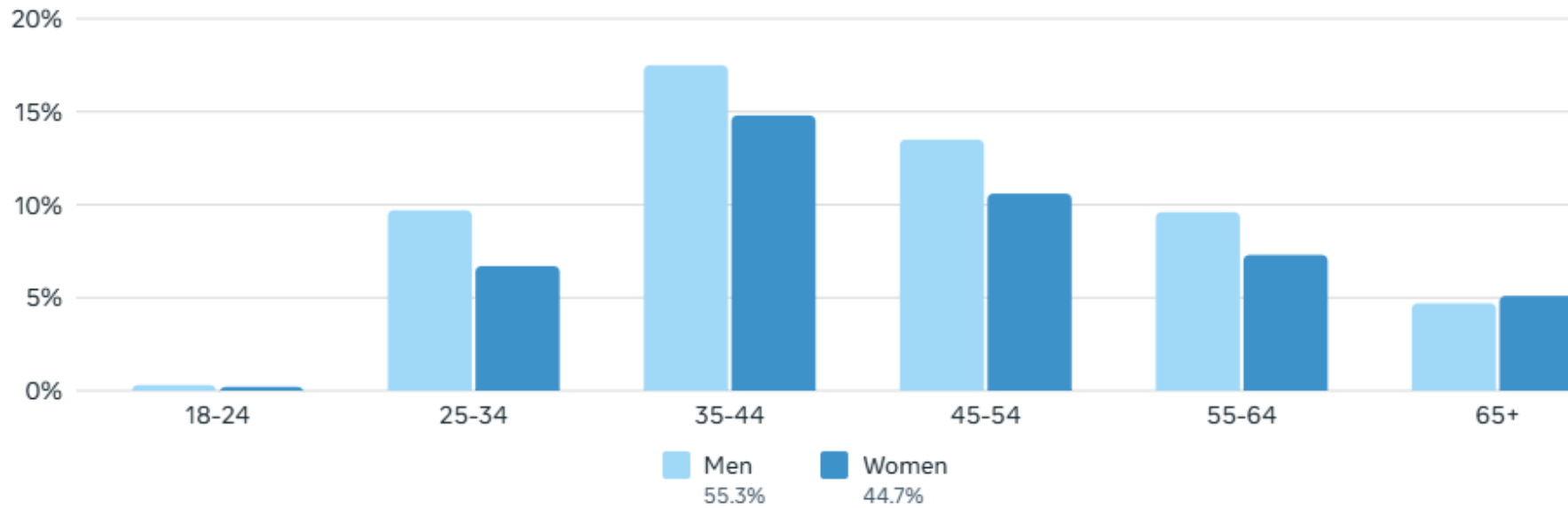


Followers ⓘ

Lifetime

1,400

Age & gender ⓘ



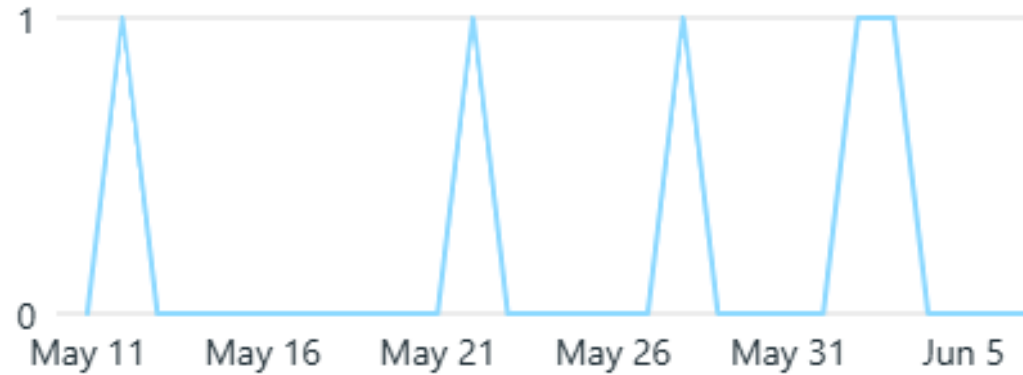


Facebook Follows



Follows ⓘ

5 ↑ 66.7%



— Facebook follows

Followers breakdown

May 11, 2026 - Jun 7, 2026

Unfollows ⓘ

0 ↓ 100%

Net follows ⓘ

5 ↑ 150%

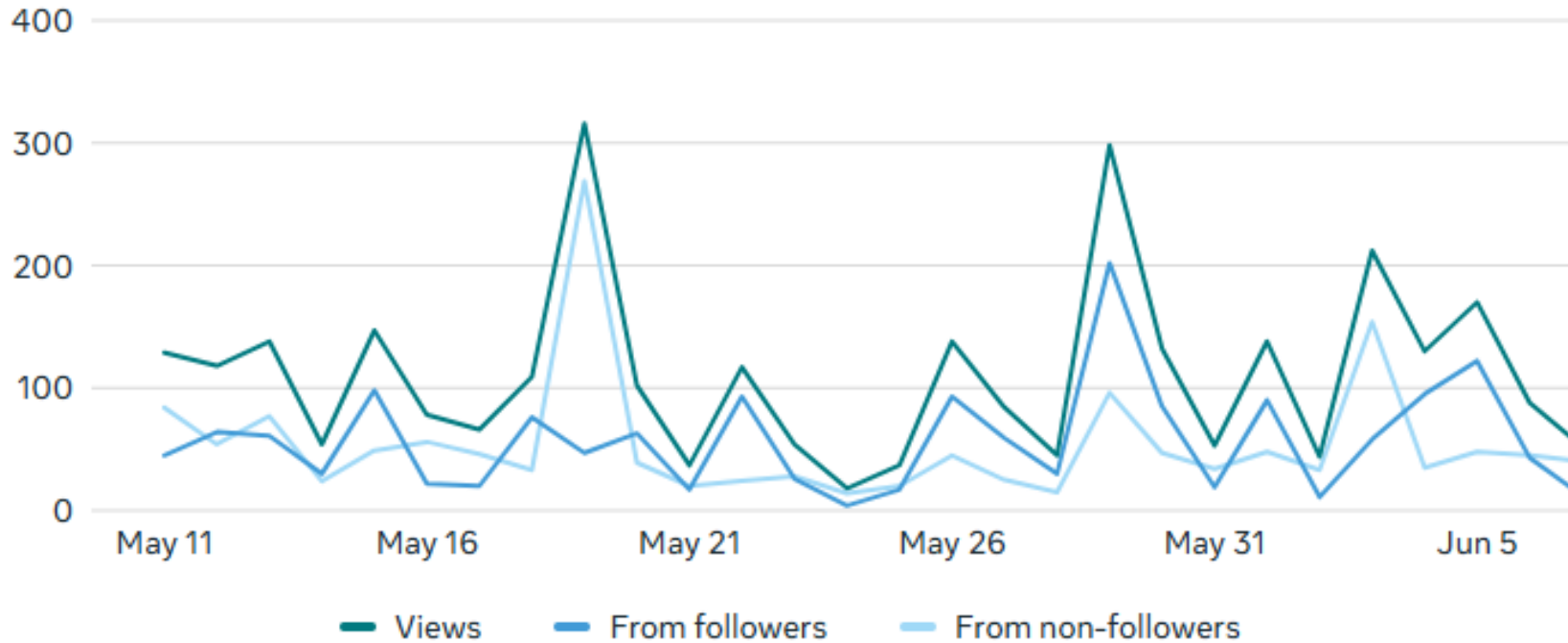
Followers ⓘ

Lifetime

1,400



Facebook Views



Views breakdown

May 11 - Jun 7

Total

3,104 ↑ 3.9%

From followers

1,602 ↓ 4.5%

From non-followers

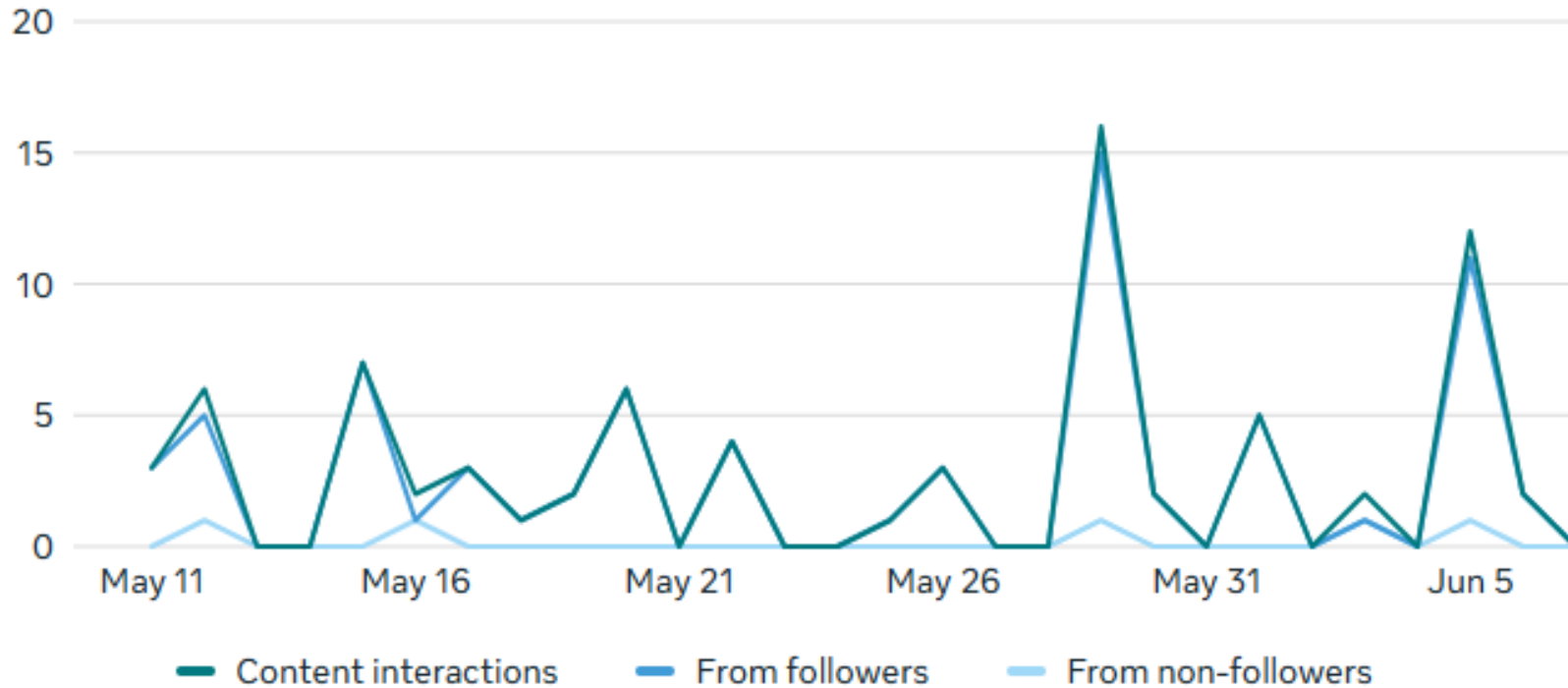
1,502 ↑ 14.7%

Viewers ⓘ

841 ↑ 10.2%



Facebook Interactions



Interactions breakdown

May 11 - Jun 7

Total

77 ↓ 29.4%

From followers

72 ↓ 28%

From non-followers

5 ↓ 44.4%



Top 2 Facebook Posts by Views



Central Florida HIV Planning Council
Published by Buffer · May 29 at 11:00 AM

Another month down! Thank you to everyone who attended this month's Planning Council Business Meeting 🙏... See more

Kara Williams

0:00 / 0:08

Boost

👍 10 💬 1 ➦ 2

412 views

Central Florida HIV Planning Council
Published by Buffer · May 19 at 11:03 AM

May 19 is #NAPIHAAD, a day to raise awareness about HIV among Asian, Native Hawaiian, and Pacific Islander communities. In 2023, HIV testing rates among Asian people re... See more

AIDSVu

NATIONAL
**ASIAN &
PACIFIC
ISLANDER**
HIV/AIDS AWARENESS DAY

2026

Boost

👍 1 💬 ➦ 1

328 views



Top 2 Facebook Posts by Interactions



Interactions ⓘ

13

Likes and reactions ⓘ

10

Comments ⓘ

1

Shares ⓘ

2

Interactions ⓘ

8

Likes and reactions ⓘ

4

Comments ⓘ

1

Shares ⓘ

3



Instagram Insights

Since we last met: May 11, 2026 – June 7, 2026





Audience Demographics

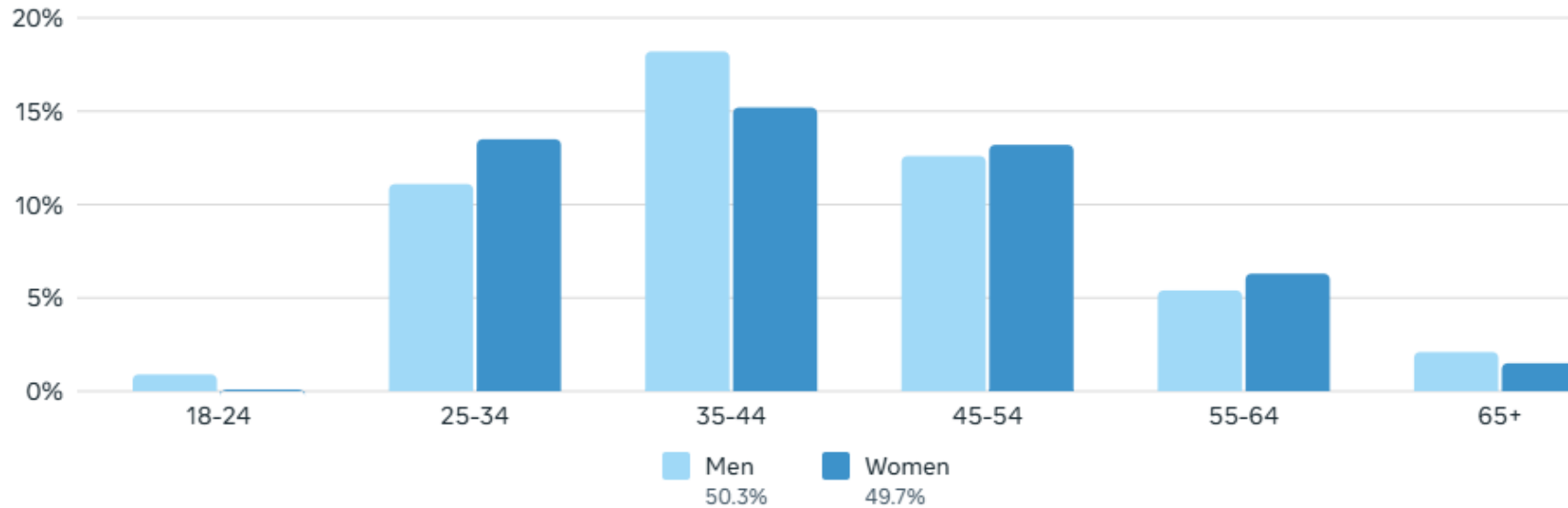


Followers ⓘ

Lifetime

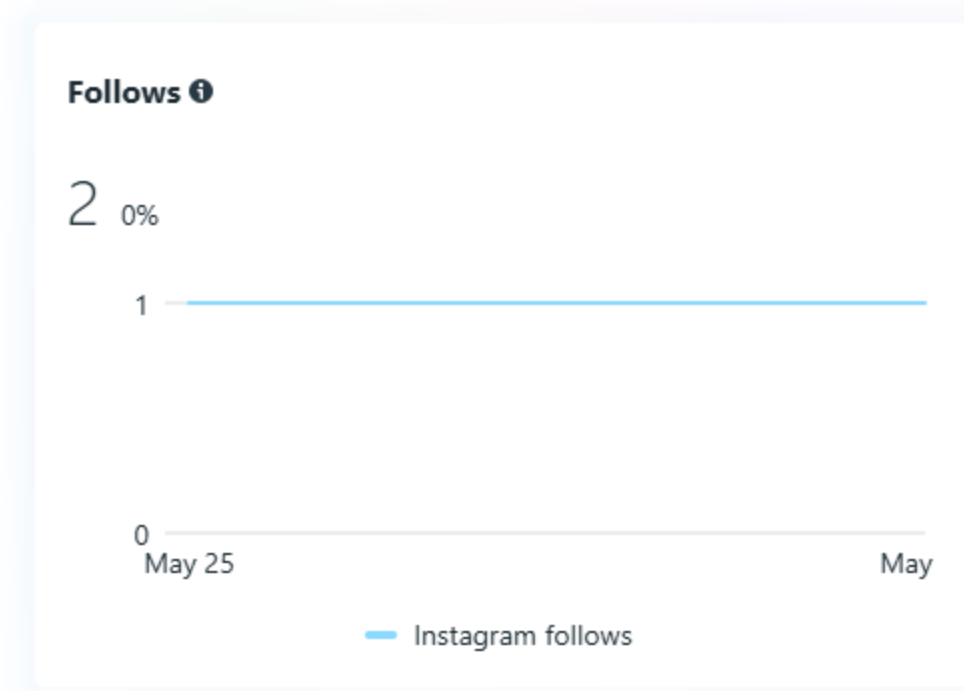
493

Age & gender ⓘ





Instagram Follows



Followers breakdown

May 11, 2026 - Jun 7, 2026

Unfollows ⓘ

1 ↓ 50%

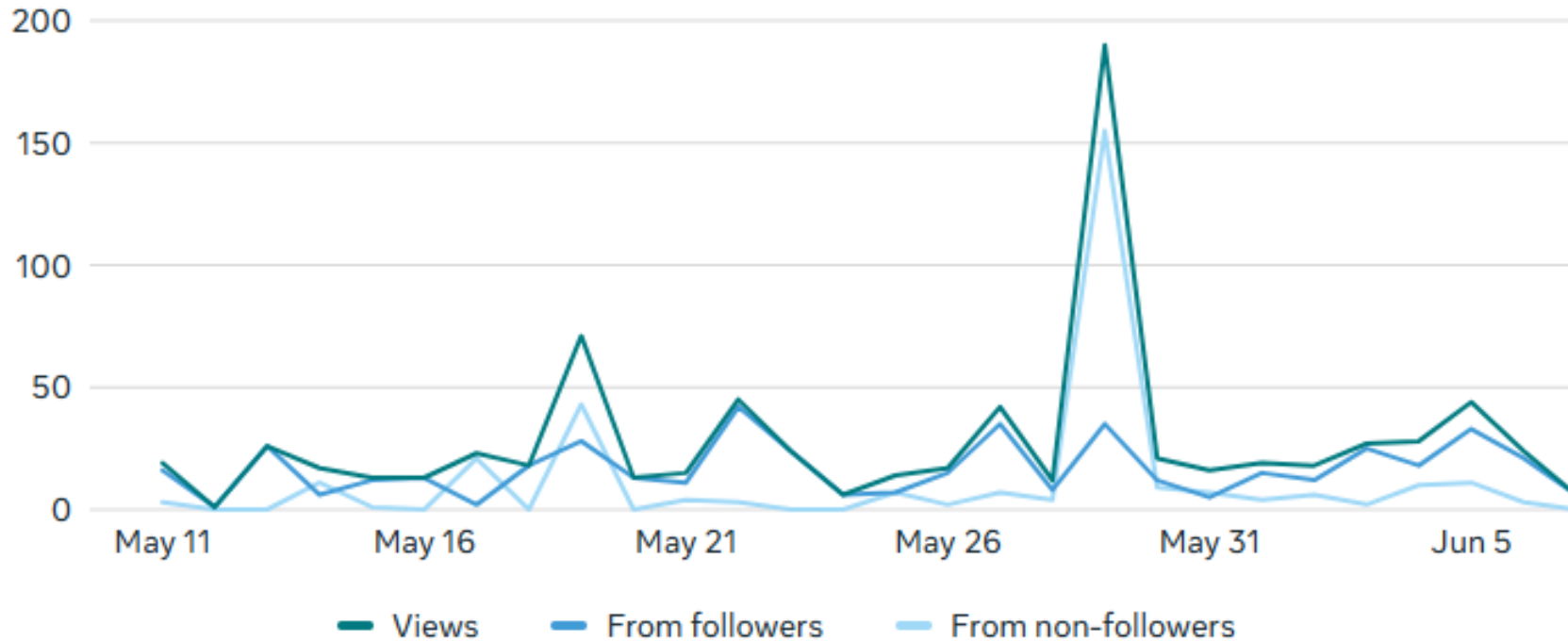
Followers ⓘ

Lifetime

493



Instagram Views



Views breakdown

May 11 - Jun 7

Total

782 ↑ 33.9%

From followers

465 ↑ 27.7%

From non-followers

313 ↑ 42.9%

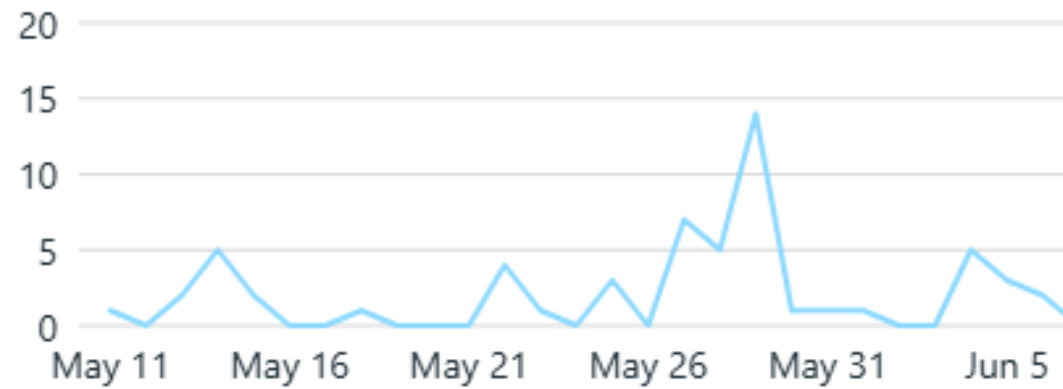


Instagram Interactions



Content interactions ⓘ

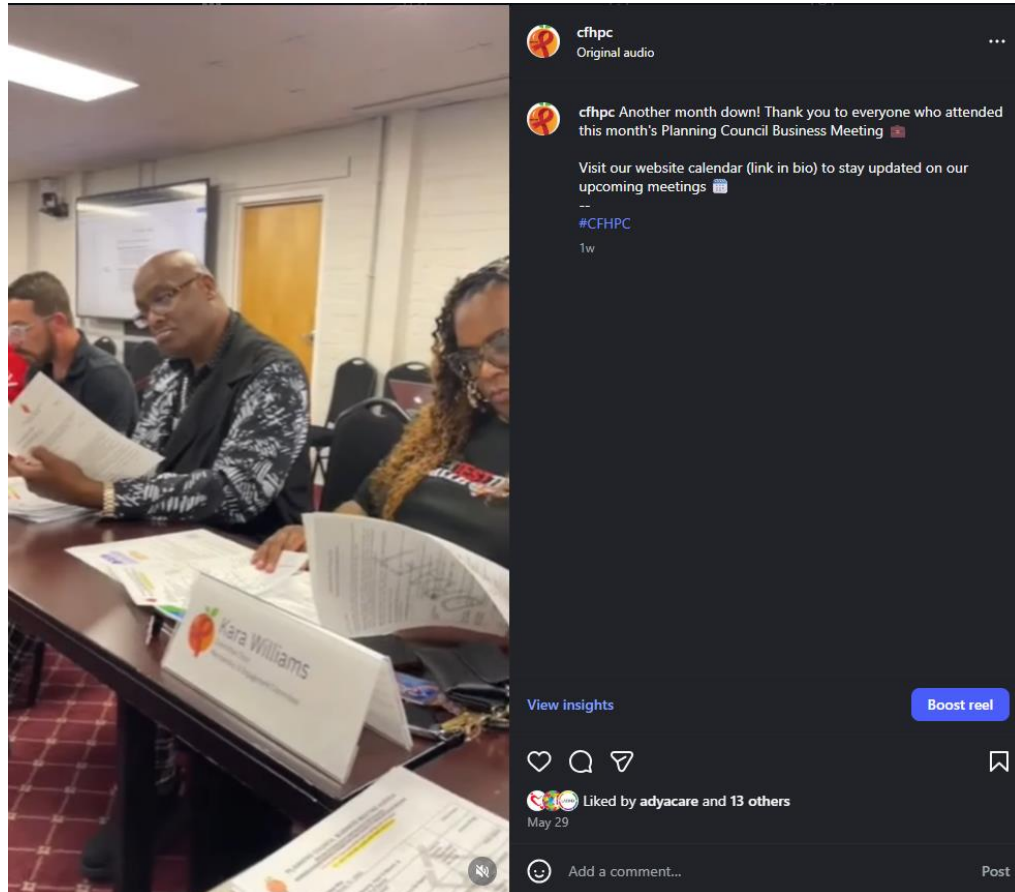
58 ↑ 176.2%



— Content interactions



Top 2 Instagram Posts by Views



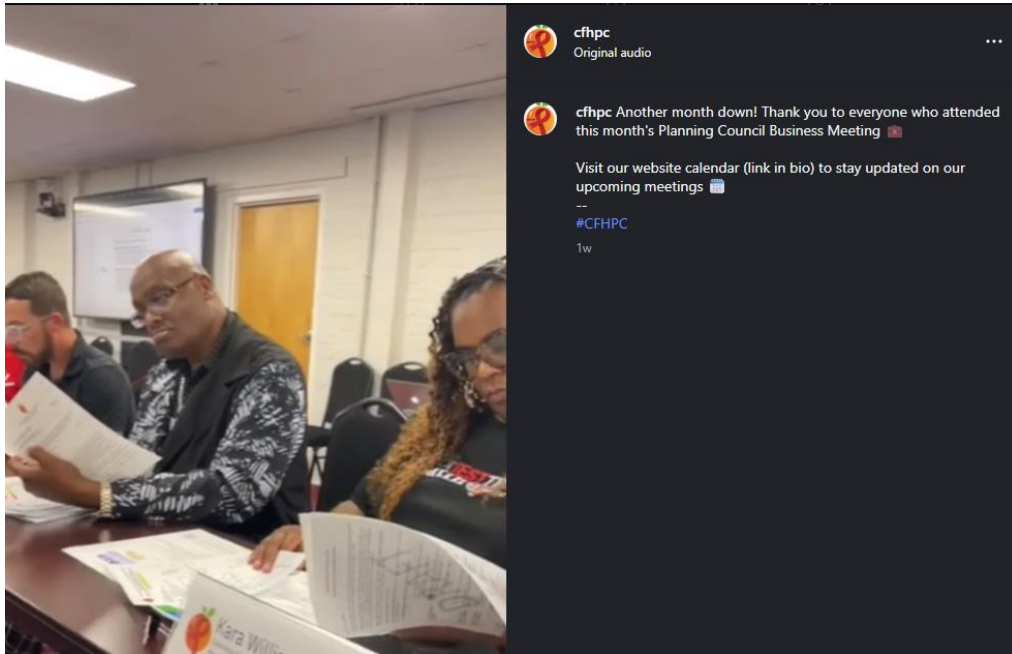
241 views



63 views



Top 2 Instagram Posts by Interactions



Interactions ⓘ

17

Likes and reactions ⓘ

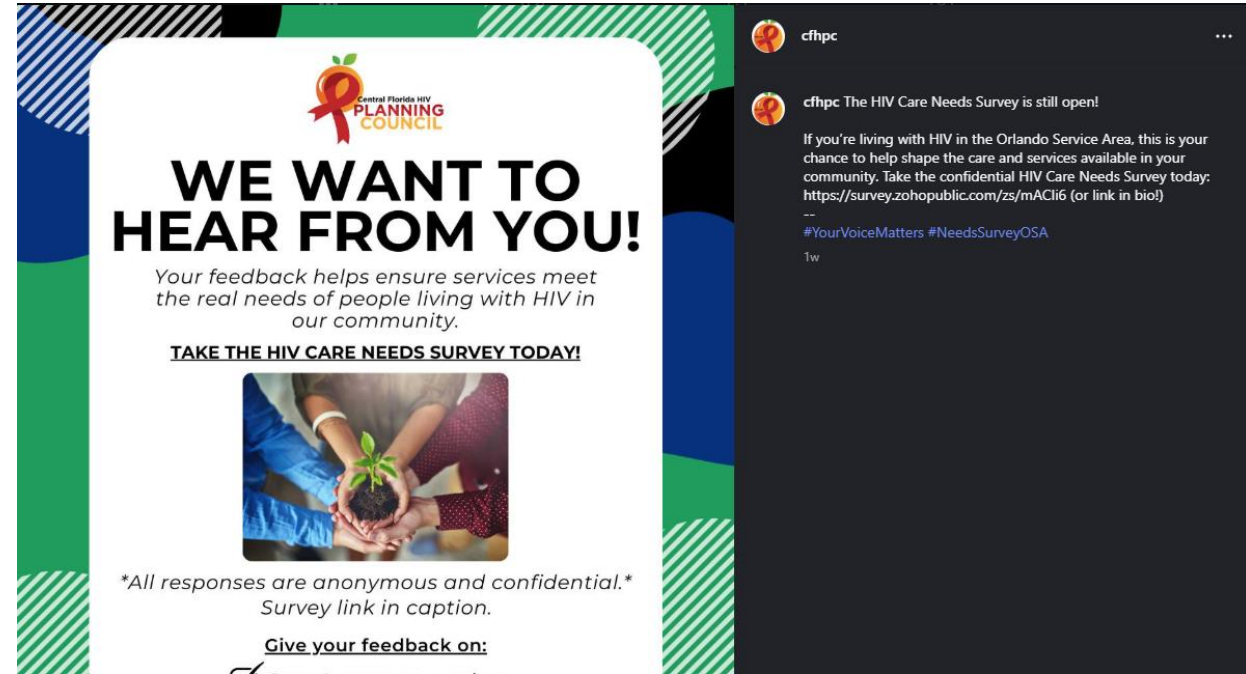
14

Comments ⓘ

0

Shares ⓘ

2



Interactions ⓘ

6

Likes and reactions ⓘ

3

Comments ⓘ

0

Shares ⓘ

1



Questions?